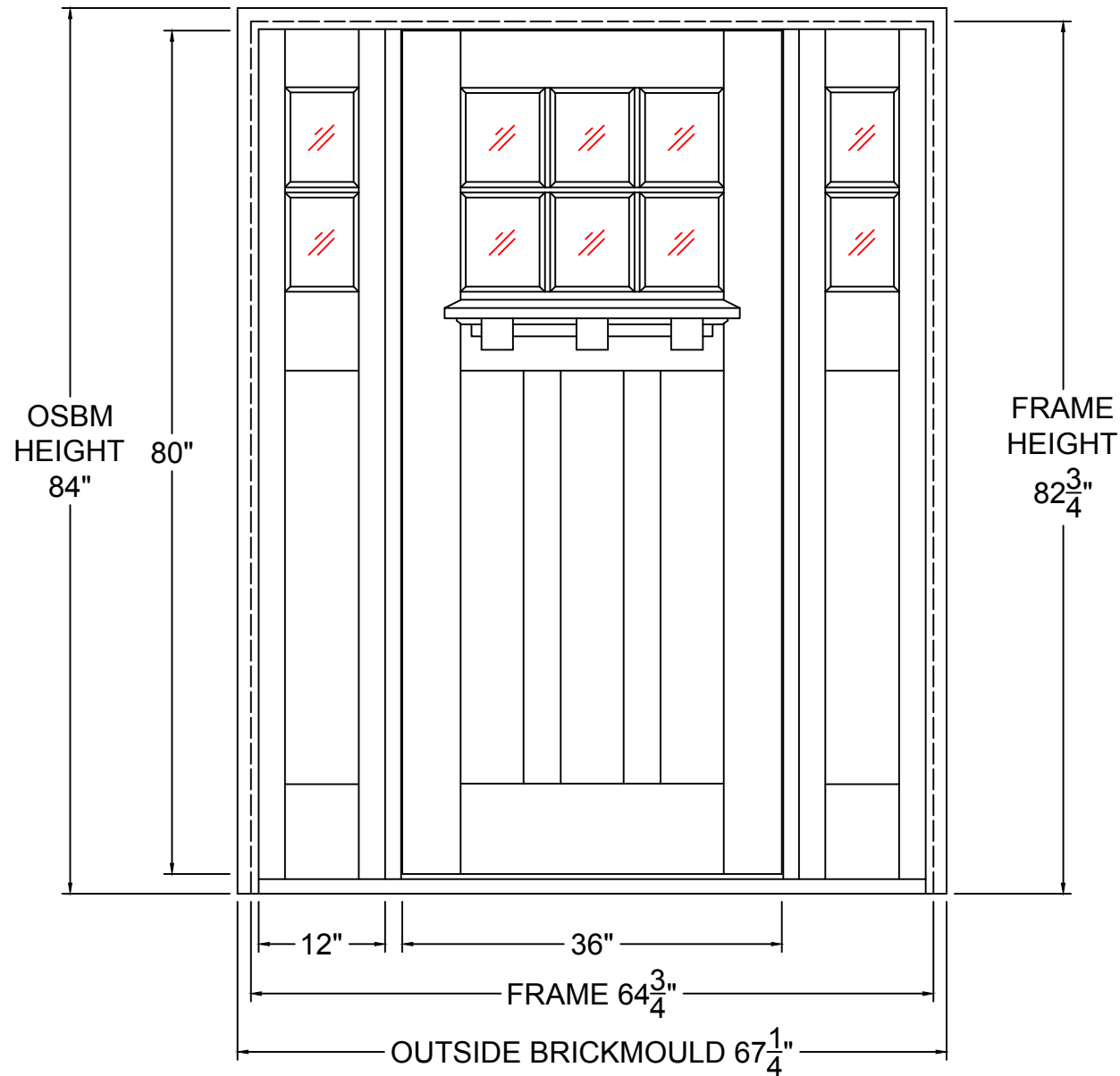


# PALERMO 6LT TDL

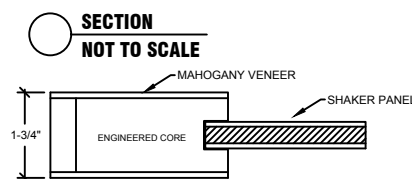
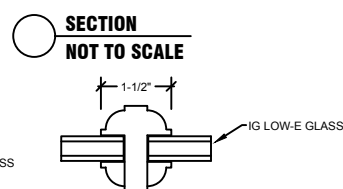
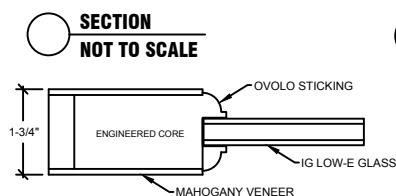


MAHOGANY 1-3/4" STAIN GRADE

RO: 66" X 83-1/2"

<b>GLASS</b>	CLEAR BEVEL <input type="checkbox"/> OTHER (CUSTOM): _____
<b>JAMB SIZE</b>	4-9/16" <input type="checkbox"/> 6-9/16" <input type="checkbox"/> OTHER (CUSTOM): _____
<b>EXT TRIM</b>	(2") 180 BRICKMOULD APPLIED <input type="checkbox"/> LOOSE <input type="checkbox"/> (5/4 X 4) FLAT S4S EXT. TRIM (UPCHARGE APPLIES) APPLIED <input type="checkbox"/> LOOSE <input type="checkbox"/>
<b>HINGES</b>	ORB (BLACK) <input type="checkbox"/> SATIN NICKEL <input type="checkbox"/> OTHER: _____
<b>SILL</b>	BRONZE <input type="checkbox"/> NICKEL <input type="checkbox"/>
<b>LOCK PREP</b>	DOUBLE BORE (5-1/2" O.C.) <input type="checkbox"/> BACKSET: 2-3/8" G-U MULTIPOINT LOCK SYSTEM (UPCHARGE APPLIES) <input type="checkbox"/>
<b>SWING</b>	RH I/S <input type="checkbox"/> LH I/S <input type="checkbox"/> RH O/S <input type="checkbox"/> LH O/S <input type="checkbox"/>

NOTES:



**\*\*NOTE: ALL PANES OF GLASS WILL HAVE PERMANENT TEMPER STAMPS\*\***



**SOUTHWOOD DOORS**  
EXOTIC WOOD ENTRIES

www.southwooddoors.com

(704) 625-2790